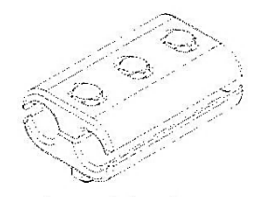
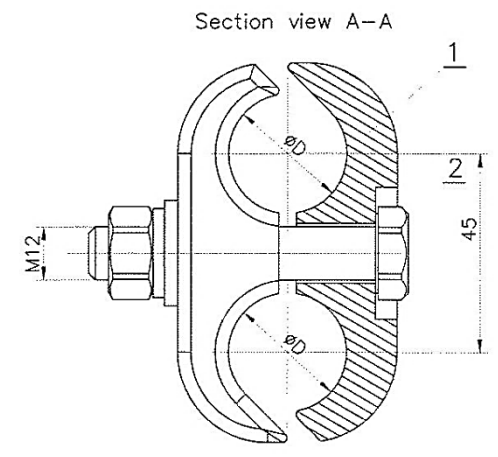
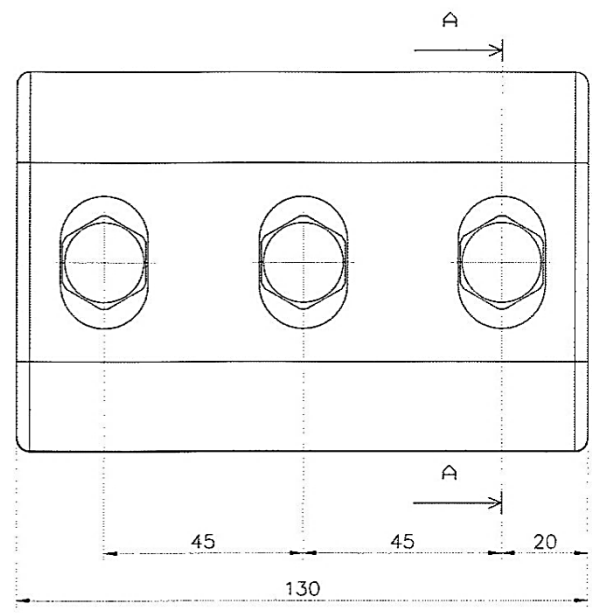


PRELIMINARY
DRAWING

Rev.	Description	Approved by	Signature	Date
1	Added tightening torque	D. Makanec		15.06.16.



Isometric view


$\varnothing D = 24 - 27 \text{ mm}$

Manufacturer's trade mark, catalogue number and conductor diameter are marked on product.

Note:

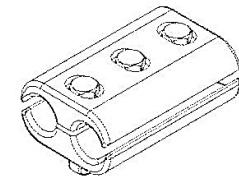
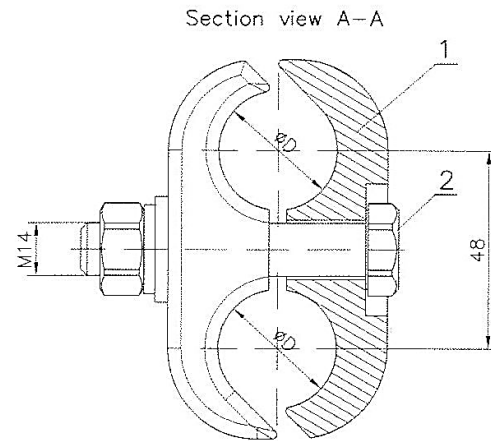
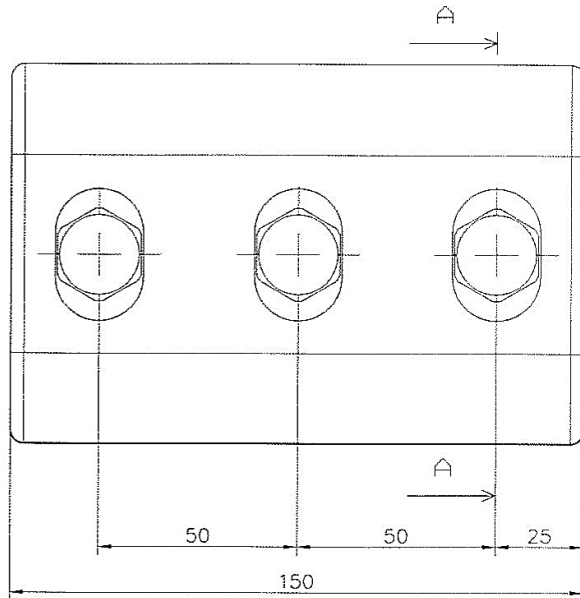
- al. alloy : acc. to EN 755-2
- h. d. g. - hot dip galvanized : acc. to EN ISO 1461
- Tolerances : $\pm 0.7 \text{ mm}$ up to and including 35 mm
- $\pm 2\%$ over 35 mm

Tightening torque of bolts: M12, 45 Nm
Maximum torque of bolts: M12, 50 Nm

2	Bolt M12 (compl.)	3		d. f. s./steel	h. d. g.
1	Clamp body	2		al. alloy	
Item	Description	Pcs.	Catalogue no.	Material :	Note
Mass :	1.20 kg	Date :	15.07.2015.	Name	Signature
		Design by :	D. Makanec	Substitute for : Catalogue number : 77.39.13V	
		Checked by :	R. Franic		
		Approved by :	D. Makanec		
Title :		PARALLEL GROOVE CLAMP			Revision:
		- for Al., Al.alloy and ACSR conductor -			1

**"PRELIMINARY
DRAWING"**

Rev.	Description	Approved by	Signature	Date
1	Added tightening torque	D. Mkanec		15.06.16.
2	Changed range	R. Franic		27.09.16.



Isometric view

$\varnothing D = 27 - 31 \text{ mm}$

Manufacturer's trade mark, catalogue number and conductor diameter are marked on product.

Note:

al. alloy : acc. to EN 755-2

h. d. g. - hot dip galvanized : acc. to EN ISO 1461

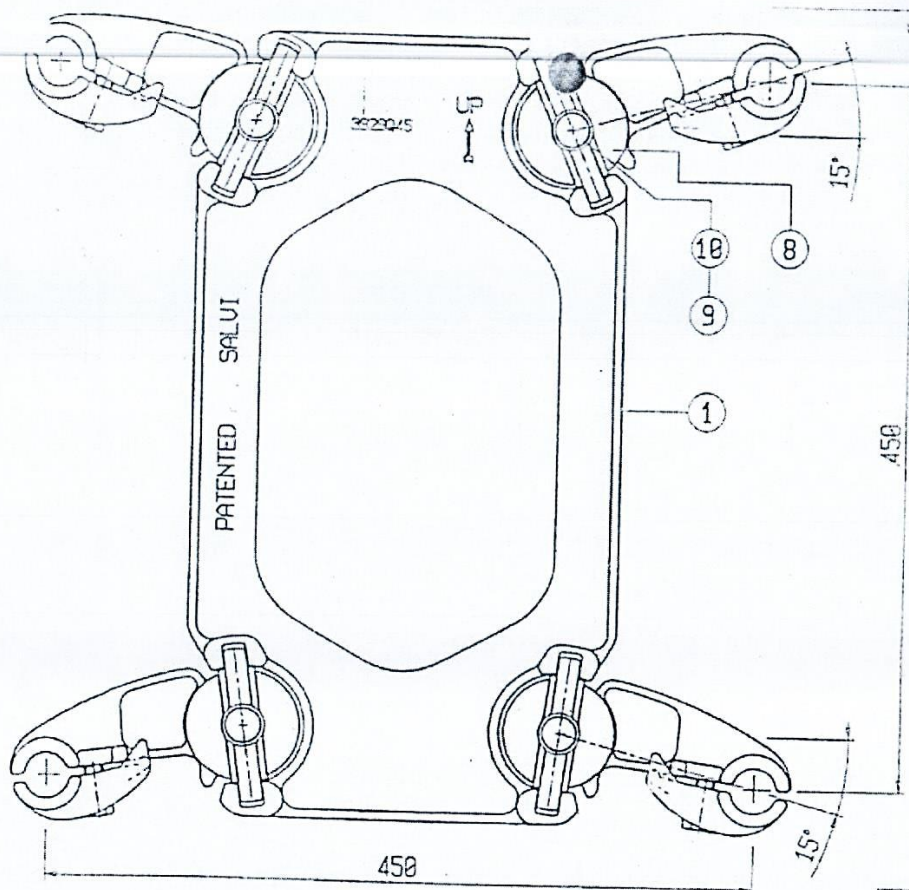
Tolerances : $\pm 0.7 \text{ mm}$ up to and including 35 mm
 $\pm 2\%$ over 35 mm

Tightening torque of bolts: M14, 60 Nm

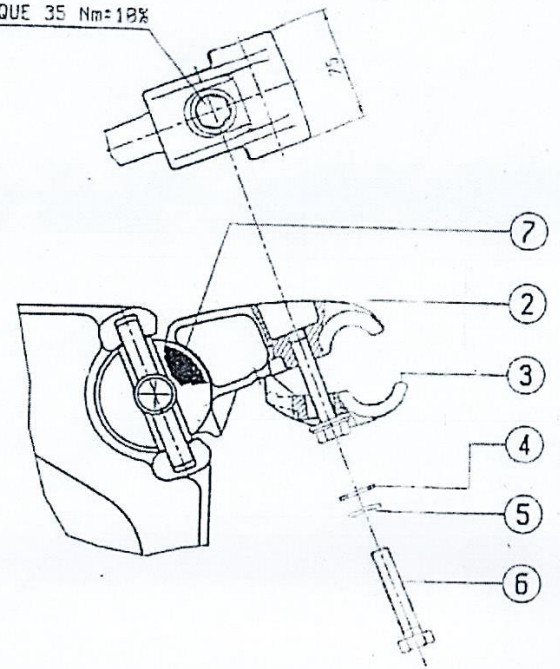
Maximum torque of bolts: M14, 65 Nm

2	Bolt M14 (compl.)	3		d. f. s./steel	h. d. g.
1	Clamp body	2		al. alloy	
Item	Description	Pcs.	Catalogue no.	Material :	Note
Mass : 1.65 kg	Date : 24.03.2016	Name	Signature	Substitute for :	
		Design by :	R. Franic	Catalogue number : 77.40.13V	
		Checked by :	R. Franic		
		Approved by :	D. Mkanec		
Title :		PARALLEL GROOVE CLAMP			Revision
		- for Al., Al.alloy and ACSR conductor -			2

WHERE NOT SPECIFIED TOLERANCES TO BS 3288 PART.1 UP TO AND INCLUDING 25mm 10% OVER 25mm 12%




RECOMMENDED TORQUE 35 Nm-10%



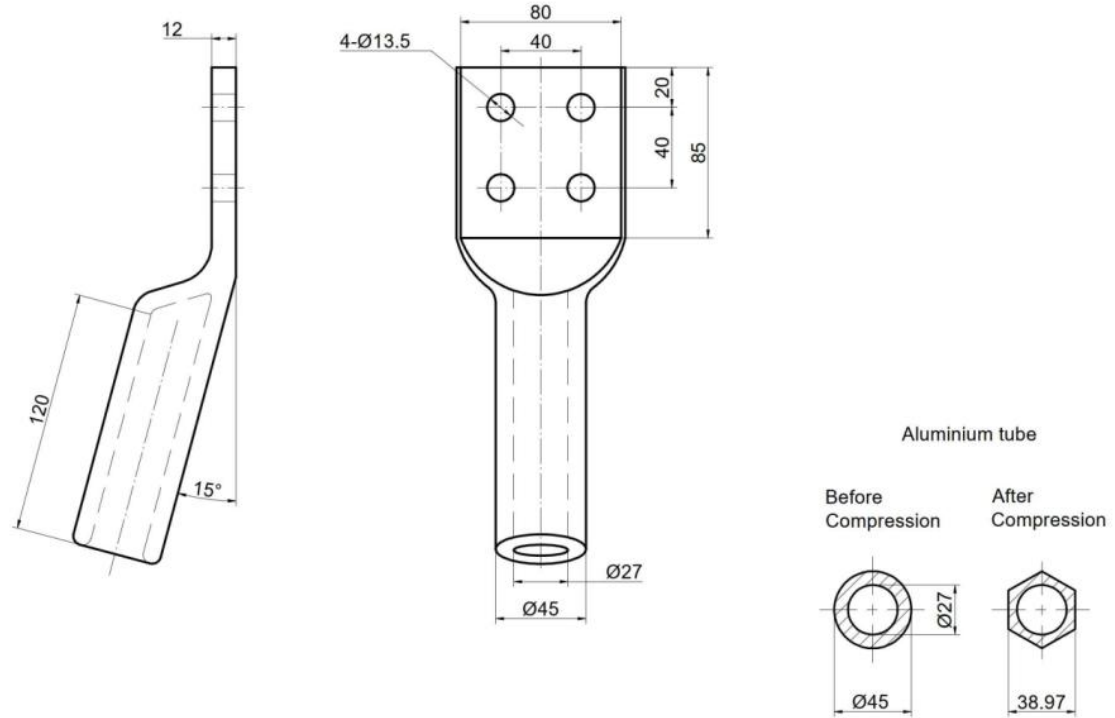
PATENTED

THE ASSEMBLY IS IDENTIFIED MARKING ON THE CENTRAL SUPPORT THE GENERAL DENOMINATION AND ON THE KEEPER THE RANGE OF THE CONDUCTORS

ITEM	DENOMINATION	N°	MATERIAL	CODE	NOTES
10	rivet	4	stainless steel	Ø30-5-1	
9	plain washer	4	stainless steel	RPM10INOX	
8	support	8	aluminium alloy	3927-7	
7	elastomer	8	rubber	Ø33-9	
6	M12 bolt	4	galvanized steel	UTE12x60	
5	spring washer	4	stainless steel	RG112INOX	
4	plain washer	4	stainless steel	RPM12NX	
3	keeper	4	aluminium alloy	3929-5-26	
2	clamp body	4	aluminium alloy	3929-1-26	
1	central support	1	aluminium alloy	3929Q45	

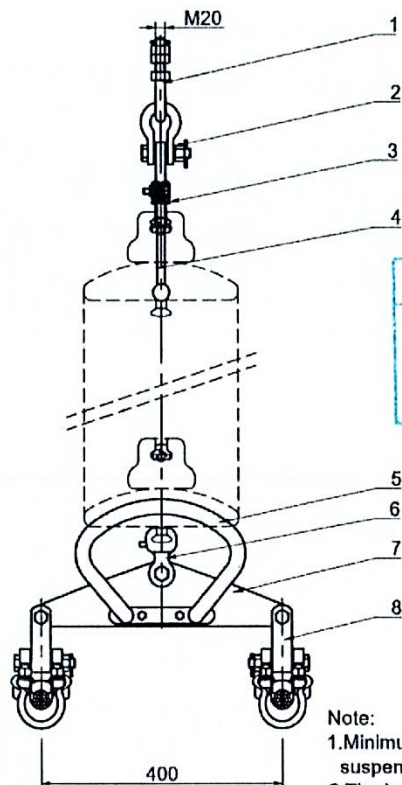
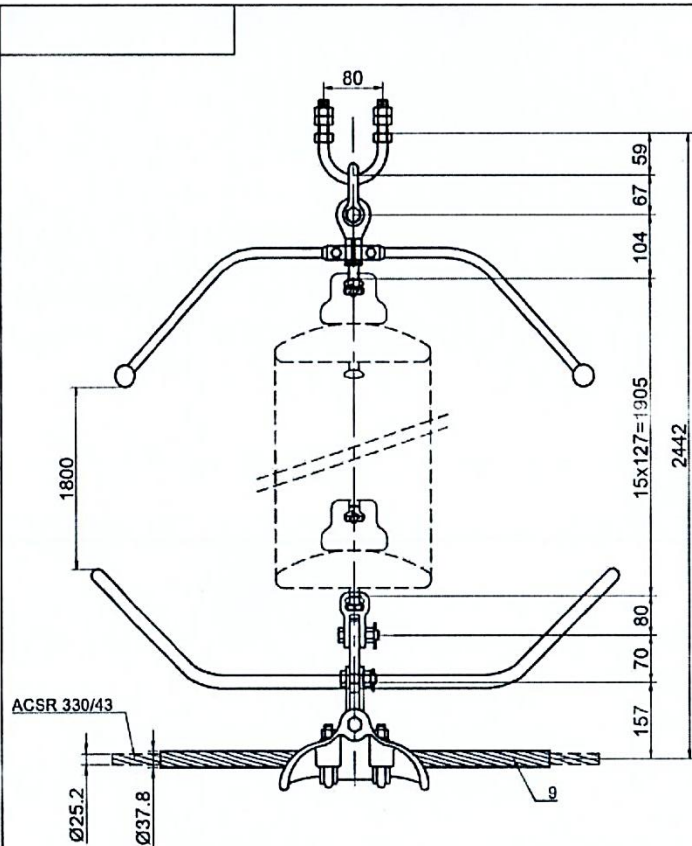
REV.		DATE	MODIFICATION		DRAWN BY		
THIS DRAWING IS PROPERTY OF A.SALVI S.p.A. AND IS NOT TO BE REPRODUCED OR USED TO FURNISH ANY INFORMATION EXCEPT WHEN PROVIDED FOR BY AGREEMENT WITH SAID COMPANY					DRAWING BY Sostare	DATE 10.09.01	NOMINAL WEIGHT 6.05 kg
					CHECKED BY Mortella	DATE 10.09.01	
CLIENT REFERENCES		DRAWING N°					
		VIETNAM Off. 21186					
DENOMINATION				CODE			
SPACER DAMPER FOR QUADRUPLE CONDUCTORS FROM 24 TO 25 mm Dia.				3929Q4511826S			
SCALE		REV.					

500 kV



Note:
 1. Material: aluminium;
 2. All dimensions are in millimetres;
 3. Marking on the fittings: Manufacturer logo (JD) & Product Type.

General Tolerance			Jumper terminal for ACSR-330/43 SY-330/43			
<=30	±1.5mm	ANGLE: ±				
>30	±5%					
Weight	±15%					
Drawing	Andy	2025/02/20	Jiangsu Zhongtian Technology Co., Ltd.	Mass(kg)	Scale	NTS
Checked	Rachel	2025/02/20		JSH-213013-3	REV	A
Approved	Burning	2025/02/20				



PHÒNG KỸ THUẬT - PTC2
APPROVED
 Ngày: 26/6/2025
 Kiểm tra: *[Signature]*




Note:
 1. Minimum breaking load: 70kN, except slip strength of suspension clamp is not less than 22% RTS of conductor;
 2. The ball & socket size according to IEC 120:16;
 3. Galvanized to ISO 1461;
 4. All dimensions are in millimetres;
 5. Marking on the fittings: Manufacturer logo (JD) & Product Type.

9	Armour Rods	FYH-330/43	Al.alloy	2	
8	Suspension Clamp	XGF-6X	Al.alloy&Galv.steel	2	70kN
7	Yoke Plate	L-0740	Galv.steel	1	70kN
6	Socket Clevis	WS-7TG	Galv.steel	1	70kN
5	Arcing Ring	ZH7-4415	Galv.steel	2	
4	Arcing Horn	ZH2-3813	Galv.steel	2	
3	Ball Eye	Q-7LP	Galv.steel	1	70kN
2	Anchor Shackle	AS-70	Galv.steel	1	70kN
1	U Bolt	U-2080	Galv.steel	1	70kN
Item	Description	Cat. No.	Material	Q.T.Y.	U.T.S.

General Tolerance		
<=30	±1.5mm	ANGLE:
>30	±5%	±
Weight	±15%	
Drawing	Andy	2023/04/21
Checked	Rachel	2023/04/21
Approved	Burning	2023/04/21

Suspension string for conductor ACSR 330/43 CD-1-15PP
 Jiangsu Zhongtian Technology Co., Ltd.

 ZTT 中天科技		Brand	JD-Linefit™	
		Mass(kg)	Scale	NTS
XJ25348-1		REV	A	